

Year 2 Curriculum Newsletter

Note from the team


Welcome back to year 2!

We hope that you have had a wonderful half term break. We are excited to share all the learning opportunities that we have planned for Term 5 with the children. Here is a snapshot of what we will be doing.

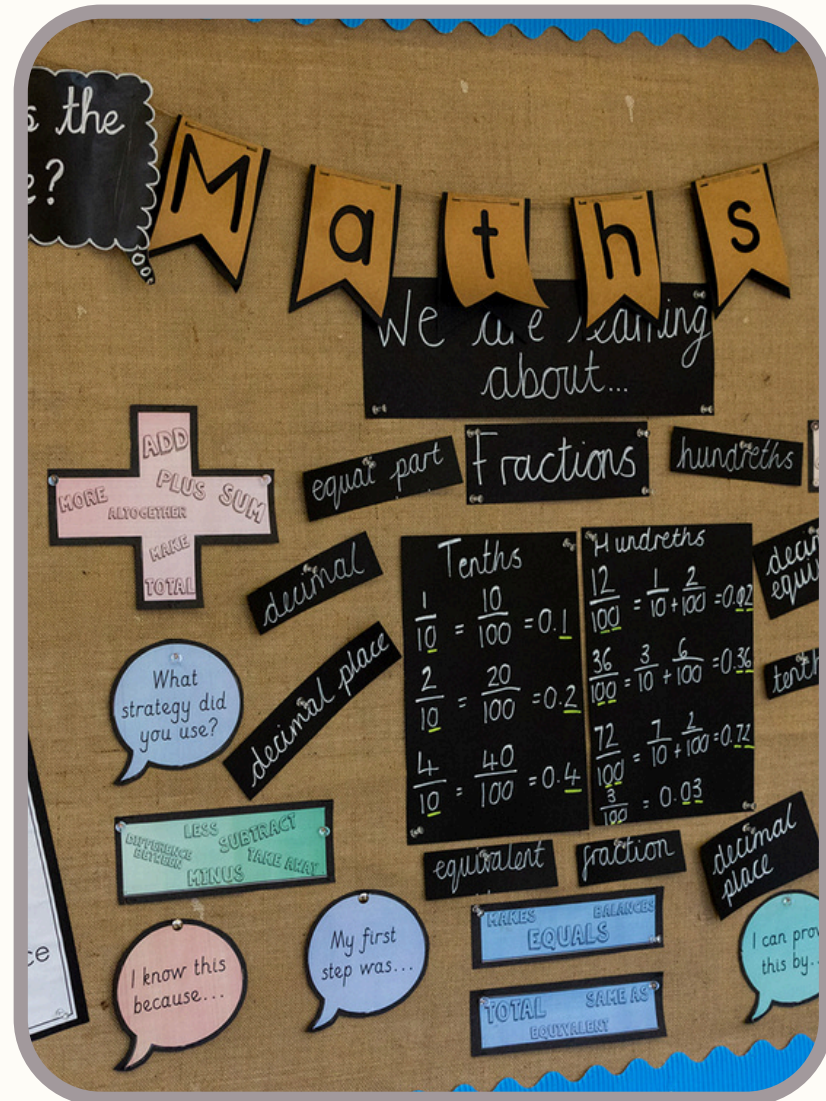
Please continue to communicate via email year2@barnehurstfederation.co.uk.

Key Dates and Reminders

- **Both classes:** PE is on a Friday. Children will need to wear their PE kit to school on a Friday
- **Both classes:** Music with our music specialist on a Friday, every other week.
- **Both classes:** Forest school on Thursday, every other week.



Our learning this half term...



Reading

This term we will be reading David Attenborough's book from the 'Little People, Big Dreams' series. After, we will be spending a few weeks focussing on 'Fantastically great women who changed the world'.



Writing

This term, Year 2 will be learning to writing a non-chronological report focussing on utilising questions, statements and subheading for their reader to navigate the text. Year 2 will also be looking at retelling a descriptive narrative based on 'The Sun and the Wind'. They will be using skills like writing in third person, expanded noun phrases and adverbs.



Maths

This half term in Maths, we will focus on measurement. Children will look at height, mass, capacity, temperature and length. We will be using a range of activities to secure their understanding through practical activities and challenges.



Science

This term in Science, we will continue our learning about plants. They will be looking at identifying seeds and plants, and learn what conditions a plant needs to stay healthy. They will even be planting and growing their own plant!



History

This term in History, we will continue exploring how Emmeline Pankhurst and Rosa Parks made an impact on our world. Year 2 will then start learning about the important of King Charles' coronation was. They will explore his key roles and the different events that lead to his coronation.




Learning continued...




Art

In Art, we are going to take inspiration from Yayoi Kusama and create our own large scale flower design in sketch books. We will be looking at the vibrant colours and her signature repeated polka dot pattern.



RE

In R.E, we will learn about how we should care for other people and the world. We will also look at why this matters. We will be looking at different Christian and Jewish stories, and explore what they tell us about caring for each other.



RSHE

In RSHE, we will learn about jobs in our local community and how they are important. We will also learn about similarities and differences between ourselves and others.



PE

This half term, our focus is on dance. We will be learning how to move at different speeds, how to create shapes with actions and moving in time with the music.



COMPUTING

In Computing, Year 2 will be learning how to create an animated interactive story using event-handlers and sequences. We will also be looking at how to overcome obstacles like bugs in the programme.



Music

We will be continuing to play the recorder and practicing our performance skills with increased confidence. We will continue to hone our skills of listening and recognising pulse and pitch too.

Learning at Home



CLICK HERE!

Timetable Tables Rock Stars to practise for at least 10 minutes each day.




CLICK HERE!

Sumdog tasks will be set, each week, and a spelling sheet will be sent home weekly to be completed.

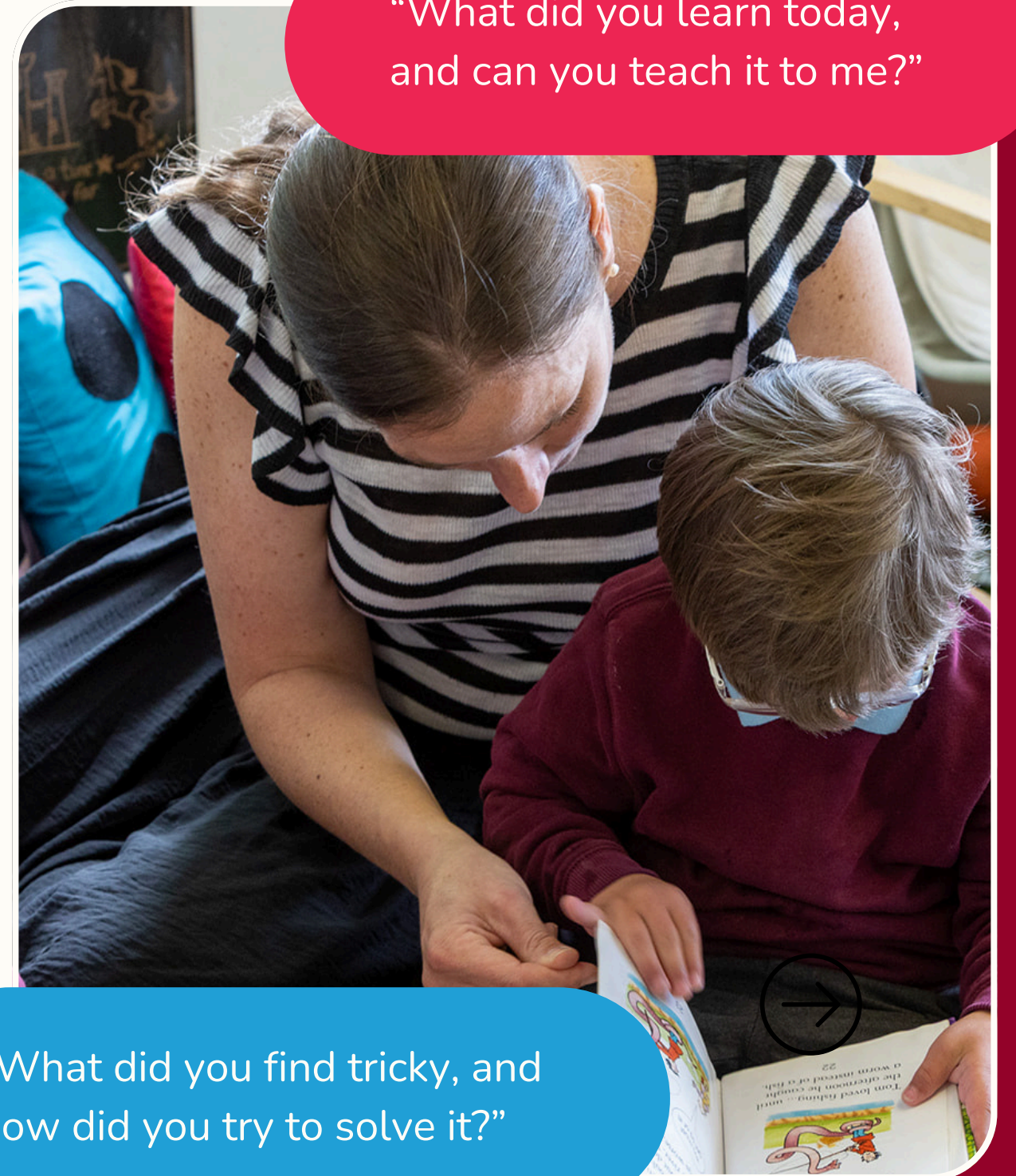


Children are free to choose a class library book to read at home and must choose a colour-banded book (specific to each child). Reading record books will be used to record this and children must make a weekly comment. Reading records will be checked on a **Friday**.



For more details on what your child is learning this half term check out our year group [Medium Term Plan](#)

CLICK HERE!



“What did you learn today, and can you teach it to me?”

“What did you find tricky, and how did you try to solve it?”